



GALLERY AND ACHIEVEMENTS GUIDE

version 0.40.0

This guide took time and effort to put together.
If you're enjoying the game, please consider supporting me on
FANBOX at the link below—it really helps and means a lot!



**HAEL
GAMES**

<https://haelgames.fanbox.cc>



GALLERY GUIDE

1 Elliot's shower time CLEAN SWEEP 


2 Wet thoughts NO ACHIEVEMENT 


2 Gab's night in STORY RELATED 

3 Noah's handy job ANGER RELEASE THERAPIST 


4 Finn's massage HAPPY ENDING 

5 Sneaky peeky SNEAKY PEEKY 

6 Shower for two HOT SHOWER* (partially) 

7 Nasty deal QUIET TERMS 

8 Paddleboarding NOT YOUR UNCLE 

9 Beach boys BEACHSIDE BONDING 





GALLERY GUIDE

11 Sandy facial

SALT AND PROTEIN



12 Busjob

UNSPOKEN SERVICE



13 No homo

NO HOMO



14 G for graduation

G FOR GRADUATION



15 Sticky situation

STICKY SITUATION



16 Skin to skin

SKIN TO SKIN





-
- A decorative graphic consisting of two stylized green leaves with white veins, positioned diagonally in the upper right corner of the page.





ACHIEVEMENTS GUIDE



ROLE MODEL

Impress Samuel during the Job Interview.

Each question in the job interview has three possible answers: one awards +1 point, another awards +3 points, and the third deducts 3 points. To earn the achievement, you need to score more than 18 points. Find below the optimal answers for each question:

- Passion for working with children.
- Yes, I have.
- Showing interest.
- Mutual respect and trust.
- Restorative approach.
- Approach privately.
- Establishing clear boundaries.
- Empathy.



<https://haelgames.fanbox.cc>





ACHIEVEMENTS GUIDE



CLEAN SWEEP

Explore new depths of intimacy with Elliot.

Unlocked if Elliot accepts the “final challenge” at the bathhouse during Day 1 shower time.

You need to check the bathhouse on your own (refusing Max’s help) and have an intimacy stat with Elliot equal to or higher than 10. Up to that point, you can increase Elliot’s intimacy by giving these answers:

1. “I used to be a professional gamer” at the beginning of Truth or Lie.
2. “TRUE” during his turn in Truth or Lie.
3. “I like to sleep naked” during Truth or Lie.

You only need 2 out of the 3. Then, at the bathhouse, push him further and “Challenge him to the final test”.



<https://haelgames.fanbox.cc>





ACHIEVEMENTS GUIDE



COMING OUT PARTY

Celebrate self-acceptance with Noah.

Unlocked after Noah confesses his little secret.

You need to go and “Find Noah” on Day 1 before shower time, have an Noah’s intimacy stat must be equal to or higher than 15, and you must have said “I’ve never kissed a girl” during the Truth or Lie game.

Up to this point, you can increase Noah’s intimacy by giving these answers:

1. “Go close to Noah and speak with him.” at the beginning.
(The other choice deducts 5 points to this stat)
2. “Intervene” when Elliot is pushing him after the camp tour.
3. “I love nature as much as I love dogs” during Truth or Lie.
4. “I’ve never kissed a girl” during Truth or Lie.



<https://haelgames.fanbox.cc>





ACHIEVEMENTS GUIDE



FAMILY SECRETS

Uncover hidden truths from Gabriel's past.

Unlocked after Gabriel confesses his little secret.

You need to go and “Push for more” on Day 1 night after Gabriel gets in your cabin and have an intimacy stat with him equal to or higher than 15.

Up to this point, you can increase Gabriel’s intimacy by giving these answers:

1. “I've travelled all around the world” during Truth or Lie.
2. “FALSE” during his turn at the Truth or Lie game.
3. “I like to sleep naked” during the Truth or Lie game.
4. “Honest answer” after he gets in your cabin.

You only need 3 out of the 4.



<https://haelgames.fanbox.cc>





ACHIEVEMENTS GUIDE



CRUSH CONFESSIONS

Hear two heartfelt admissions of desire.

Unlocked after Gabriel and Noah both confess they'd like to tongue kiss you.

You need to "Pretend to cover you ears" twice on Day 2 morning hike and have an intimacy score with Noah equal or higher than 20.

Up to this point, you can increase Noah's intimacy by giving these answers:

1. "Go close to Noah and speak with him." at the beginning.
(The other choice deducts 5 points to this stat)
2. "Intervene" when Elliot is pushing him after the camp tour.
3. "I love nature as much as I love dogs" during Truth or Lie.
4. "I've never kissed a girl" during Truth or Lie.

Additionally, getting Noah's confession on Day 1 grants +5 (Coming out party achievement).



<https://haelgames.fanbox.cc>





ACHIEVEMENTS GUIDE



REALITY CHECK

Confess the true nature of a past act.

You must have challenged Elliot to the “Final test” at the bathhouse during Day 1 shower time, he must have accepted it. (Follow **Clean Sweep** step by step).

Then when looking for the bridge on Day 2 morning hike, you need to pick Elliot, not Gabriel. Then say “I knew you would like it.”



<https://haelgames.fanbox.cc>





ACHIEVEMENTS GUIDE



TONGUES UNLEASHED

Savor the thrill of shared passion, twice!

You need to reach the kissing scene **and** have Noah's intimacy stat equal to or higher than 20.

After crossing the river during the Day 2 morning hike, choose **"Ask why they have walked away"** and then **"Ask for details"** to trigger the scene.

If your intimacy with Noah is equal to or higher than 25, the dialogue will change slightly, and the achievement will unlock.

Up to this point, you can increase Noah's intimacy by giving these answers:

- "Go close to Noah and speak with him." at the beginning. (The other choice deducts 5 points to this stat)
- "Intervene" when Elliot is pushing him after the camp tour.
- "I love nature as much as I love dogs" during Truth or Lie.
- "I've never kissed a girl" during Truth or Lie.
- "Ask for details" **(needed to get here)**.

Additionally, getting Noah's confession on Day 1 grants +5.

Coming out party achievement.



<https://haelgames.fanbox.cc>





ACHIEVEMENTS GUIDE



ANGER RELEASE THERAPIST

Ride out Noah's emotions to a peaceful end.

Follow the path for the **Coming out party** achievement during this playthrough. Then, on Day 2 in the afternoon, after Noah storms off in anger, avoid choosing “It’s weird that you don’t dare shower together.” if prompted. The remaining choices will unlock the scene.



<https://haelgames.fanbox.cc>





ACHIEVEMENTS GUIDE



HAPPY ENDING

Ease away Finn's discomfort with your hands.

This scene requires Finn to have an intimacy score of 30 or higher after the group returns to camp on Day 2.

Pick at least 6 of the following choices to achieve it:

- I love writing, in fact, I've published...*
- I never kissed a girl.*
- Clean it with your finger and stick it in his mouth.
- Give me a second to finish!
- It's a natural part of growing up.
- It looks special you should keep it.*
- I'll help for as long as you need. (DON'T PICK THE OTHER ONE.)

Last required choice is:

- Offer a massage.

Avoid:

- I'd love to have you hanging from me forever!
- Let him rest in his cabin.
- So that I get to see you naked again!

(*: if you pick this, you neglect raising intimacy for some of the others campers in a way. The other answers don't affect anyone except Finn so they should be prioritized.)



<https://haelgames.fanbox.cc>





ACHIEVEMENTS GUIDE



SNEAKY PEEKY

Peek on Max during his private moments.

On Day 2, after returning to camp, don't have Max return the stones. Then, during their shower time, talk with Barry in the Camp Square, then turn left, and get closer to Gabriel peeking through the window.

These are the exact choices you need to pick:

- "Nothing to worry about."
- "Camp Square".
- "Turn left".
- "Get closer silently and peek with him."





ACHIEVEMENTS GUIDE



HOT SHOWER

Baptized Noah with your golden stream.

Follow the guide for:

- **Coming out party** achievement.
- **Anger release therapist** achievement.

Then on Day 2 shower time:

- “Go to your cabin”.
- “Accept”.
- “Sniff socks” / “Sniff undies” / “Sniff T-shirt” (all 3, in any order).
- “Go on.”



<https://haelgames.fanbox.cc>





ACHIEVEMENTS GUIDE



QUIET TERMS

Exchanged silence for a sexual favor.

On Day 2 shower time, after helping Zoran in the kitchen, pick:

- “Go and peek inside the bathhouse”.
- “Propose a deal. [coercion]”.





ACHIEVEMENTS GUIDE



PAVING THE WAY

...for what's to come.

1. Get Max's Corruption score to 20 or higher.
 - a. Pick "Horny" on Day 1 first scene before meeting up with the campers. +5
 - b. Accept his help when going to check for Elliot on Day 1 at the bathhouse. +5
 - c. On Day 1 night, before dinner, pick "Yeah, I managed to spend some quality time alone...". +5
 - d. On Day 2 breakfast, "Joke" about the necessary supplies. +5
 - e. If he's at 15 or higher and you made out with Gab and Noah before Day 2 meeting point, Confess making out with them to Max. +5
2. On Day 2 evening, "Go to your cabin." (have a shower with Noah, Hot Shower achievement.) OR "Go and peek inside the bathhouse." and coerce Wyatt.
3. Before dinner time on day 2, when the MC thinks: "(I still got some time left before dinner... What could I do?)", pick "Walk around camp."
4. Pick "Gabriel" next when talking with Max.

This will unlock a brief secret dialogue, the "Paving the way" achievement and hint and some possible future content regarding these characters.





ACHIEVEMENTS GUIDE



HALF-COOKED SAUSAGE

Helped Elliot with his burning problem.

On Day 2 shower time, pick:

- “Go and peek inside the bathhouse”.
- “Try to calm him down”.

Before dinner time, pick:

- “Go back to your cabin and have a shower.”.



<https://haelgames.fanbox.cc>





ACHIEVEMENTS GUIDE



PEEK-A-DICK

Got a sneak peek on the way to the beach.

On Day 3 morning:

- “Sit with Gabriel”.



<https://haelgames.fanbox.cc>





ACHIEVEMENTS GUIDE



FIRST SPLASH

Helped Finn overcome his fear of water.

After the group make it to the beach and Finn is struggling with entering the water, pick:

- “It’s okay to take it slow”.
- “No rush. One step at a time”.



<https://haelgames.fanbox.cc>





ACHIEVEMENTS GUIDE



BAYWATCH LEGEND

Saved somebody's life.

After Elliot collapses during the splash war with Wyatt, pick:

- "Mouth to mouth".
- "5".
- "Chest compressions".
- "30".
- "Mouth to mouth again".
- "2".





ACHIEVEMENTS GUIDE



G-SPOT GOSSIP

Someone got curious about a certain spot...

Don't help Noah on Day 2. (Avoid Anger release therapist).
Then, during the shore walk on Day 3, a special dialogue and achievement will unlock.





ACHIEVEMENTS GUIDE



BONER BUSTER

Persuaded Aiden to reveal his secret.

When you get to the beach on Day 3, pick:

- “Praise Aiden's briefs”.

Then, during free time on Day 3, pick:

- “Walk to the palm trees”.
- “Need sunscreen?”
- “You're easy to talk to”.
- “You're kind of cute”.
- “You're missing the view”.
- “You can trust me”.
- “I'd love to see it”.





ACHIEVEMENTS GUIDE



NOT YOUR UNCLE

Description is not needed.

You need an intimacy score with Gabriel equal or higher than 25 before free time at the beach on Day 3. Find below all the instances where you can increase this score from the beginning.

On Day 1:

- “I’ve travelled all around the world”. *
- “FALSE” on Gabriel’s turn on Day 1 introductory game.
- “I like to sleep naked”. *
- “Honest answer”.
- “Yes”.

On Day 2:

- “Ask Gabriel”. *
- “Ask for details”.
- “It’s fun and relieving”. *
- “No magic here, we’ll find out when we get back!” *

On Day 3:

- “Gabriel”. *
 - “Yellow speedo briefs”.

During free time on Day 3, pick “Go straight to the shore” before going anywhere else.

(*: if you pick this, you neglect raising intimacy for some of the others campers in a way. The other answers don’t affect anyone except Gabriel so they should be prioritized.)





ACHIEVEMENTS GUIDE



DIRTY LITTLE SECRET

Finally revealed the mystery.

On Day 2 shower time, pick:

- “Go and peek inside the bathhouse”.
- “Try to calm him down”.

On Day 3, on the bus to the beach, pick:

- “Keep it professional”.

During free time at the beach, pick:

- “Go left along the shore”.





ACHIEVEMENTS GUIDE



BEACHSIDE BONDING

Witnessed an intimate moment behind the rocks.

Follow Happy ending achievement, then on Day 3 free time at the beach, pick:

- “Go right along the shore”.



<https://haelgames.fanbox.cc>





ACHIEVEMENTS GUIDE



YELLOW POTION

Did you think it would work?

This achievement can be unlocked in two different ways—either with or without Max present in the scene.

It occurs right after Noah gets stung by a jellyfish, as long as one of the following conditions is met:

- Max is present: His corruption level is 20 or higher.
- Max is absent: For this to happen, you must have gone paddleboarding with Gabriel. (Not your uncle achievement).

If neither condition is met, Max will intervene and prevent the achievement from triggering.





ACHIEVEMENTS GUIDE



WRONG ROUTE, CHAMP

Not the route anyone expected... especially you.

1. On Day 3 second break, pick “Chat with Max”.
2. Then pick “Flirt with him”.



<https://haelgames.fanbox.cc>





ACHIEVEMENTS GUIDE



MASTER OF PUPPETS

Three hearts. One plan.

1. Follow the steps for the “Paving the way” achievement.
2. Make sure you have 25 or more intimacy points with Gabriel —this is fairly easy to achieve.
3. On Day 3, during the first break, choose “Walk to the shore.” Max should prevent you from going paddleboarding, despite Gabriel’s interest.
4. On the second break, choose “Chat with Max.”
5. When the option appears, select “Suggest having a threesome.”

You can find a list of all choices that increase your score with Gabriel up to this point in achievement **Not your uncle.**



<https://haelgames.fanbox.cc>





ACHIEVEMENTS GUIDE



BEACHSIDE BUMP

Bring better swimwear—or self-control.

This achievement can be unlocked in two different ways, each with its own unique dialogue. You'll need to have triggered either “**G-Spot Gossip**” or “**Beachside Bonding**” earlier in the game—at least one is required.

1. Follow the steps for the “Reality Check” achievement.
2. On Day 3, during the second break, choose “Go back with Elliot.”
3. When prompted, select “That’s not how I see you.”
4. The dialogue that follows will depend on which route you took earlier:
 - If you only triggered one (either “G-spot Gossip” or “Beachside Bonding”), you’ll get that corresponding scene.
 - If you triggered both, you’ll see the dialogue related to “G-spot Gossip.”

*For a future scene, you’ll need to go on the G-Spot Gossip route.





ACHIEVEMENTS GUIDE



SALT AND PROTEIN

Just in time... for nothing.

**[THIS SCENE MIGHT BE DISTURBING FOR SOME PLAYERS.
UNLOCK AT YOUR OWN RISK.]**

- Follow the steps for the “Quiet Terms” achievement.
- During the second break of the day, choose “Go to the shore” instead of “Chat with Elliot” or “Chat with Max.”



<https://haelgames.fanbox.cc>





ACHIEVEMENTS GUIDE



GOLDEN STREAMERS

A pee contest? Really?

To unlock this achievement, you must prevent Aiden from peeing on Noah (linked to the “Yellow Potion” achievement).

- To stop that from happening, you must:
 - Avoid going paddleboarding with Gabriel (DON'T follow the “Not Your Uncle” achievement.)

AND

- Keep Max's corruption low enough so that he intervenes and stops Aiden's scene. (Max corruption choices detailed in Paving the way).

This event plays out automatically on Day 3, shortly before heading back to camp.



<https://haelgames.fanbox.cc>





ACHIEVEMENTS GUIDE



DRAWN TO YOU

No note, no voice. Just your name in a heart.

Follow:

- Anger release therapist
- Hot shower (No need to pee.)

This scene will happen automatically before riding the bus back to camp on Day 3.



<https://haelgames.fanbox.cc>





ACHIEVEMENTS GUIDE



UNSPOKEN SERVICE

No talking. Just blowing.

On Day 3, when heading back to camp in the minibus, pick “Sit with Gabriel. The scene will play out naturally if your intimacy score with him is 30 or higher.

Here's a list of all possible choices that increase Gabriel's score up to that moment:

- Day 1:
 - Pick “I’ve travelled all around the world.” → +5
 - When it’s Gabriel’s turn, choose “FALSE” → +5
 - Pick “I like to sleep naked.” → +5
 - Choose “Honest answer” → +5
- Day 2
 - Pick “Gabriel” to search for the bridge with you → +5
 - Day 2 hike (after crossing the river):
 - Choose “Ask for details” when Gabriel and Noah leave the group → +5
 - When discussing handjobs on the way back to camp, say “It’s fun and relieving” → +5
 - When they find the exotic feather, choose “No magic here, we’ll find out when we get back!” → +5
- Day 3
 - Pick Gabriel when choosing who to guess swimwear → +5
 - Guess correctly: Yellow speedo briefs → +5





ACHIEVEMENTS GUIDE



HANDS-ON COUNSELING

Some things are best said through touch.

- Follow the steps for the “Wrong route, champ” achievement.
- On Day 3, during the ride back to camp, choose “Sit with Max.”



<https://haelgames.fanbox.cc>





ACHIEVEMENTS GUIDE



RED SPARK, SLOW BURN

Sometimes less is more.

Follow the steps for the Happy Ending achievement

When you get to your cabin, back from the beach, after the dialogue with Finn, pick:

- “Ask if there’s something else.”

*This will make it impossible to get the First Love achievement.





ACHIEVEMENTS GUIDE



FIRST LOVE

Love takes courage. He found it.

Follow the steps for the “Hot Shower” achievement. (No pee needed).

When you get to your cabin, back from the beach, after the dialogue with Finn, pick:

- “Stay in your cabin.”





ACHIEVEMENTS GUIDE



BREAK AND MEND

Even the hardest hearts can soften.

Follow the steps for the “Dirty Little Secret” achievement.

This scene will play automatically on day 3, back at camp, after you chat with Zoran at the bathhouse.



<https://haelgames.fanbox.cc>





ACHIEVEMENTS GUIDE



GOLD, SILVER, GIRTH

Everybody's a winner... technically.

After Finn requests a measuring tape from you, when talking to Zoran at the bathhouse, pick:

- “Ask for a measuring tape.”
- “For a group game.”
- “It’s like an obstacle course...”





ACHIEVEMENTS GUIDE



NO HOMO

It's just curiosity.

During the shore walk on Day 3, pick “Something daring.”
Back at camp, during your shower time, Liam will knock on your door.



<https://haelgames.fanbox.cc>





ACHIEVEMENTS GUIDE



SHINSHIN NO MEZAME

When clarity begins with a touch.

During the shore walk on Day 3, pick:

- Something thought-provoking.

Back at camp, during your shower time, Kaito will knock on your door. Pick:

- We can just talk.
- What makes it hard?
- Ask to sit with him.





ACHIEVEMENTS GUIDE



G FOR GRADUATION

Lesson complete. No books needed.

Follow the following achievements:

- Clean Sweep.
- Reality check.
- G-Spot gossip.
- Beachside bump.

Around 20:30 on Day 3, Elliot will knock on your door.

Pick:

- “Play along.”



<https://haelgames.fanbox.cc>





ACHIEVEMENTS GUIDE



STICKY SITUATION

Next time, bring a towel.

Follow the following achievement:

- Boner buster

Avoid: G for Graduation

(You can pick "Stop him." → "Reject." before it happens)

Around 20:30 on Day 3, Aiden will knock on your door.

Pick:

- "Go on."



<https://haelgames.fanbox.cc>





ACHIEVEMENTS GUIDE



HANDS ON

Love made it to dinner... almost undetected.

Follow the following achievements:

- Coming out party.
- Anger release therapist.
- Hot shower.
- First Love.

This achievement and its dialogue will play on day 3 dinner time.



<https://haelgames.fanbox.cc>





ACHIEVEMENTS GUIDE



SKIN TO SKIN

He didn't need saving. Just arms.

Follow the following achievement:

- Dirty Little Secret.

On Day 3 nighttime, Wyatt will knock on your door. Then pick:

- You just let yourself feel.
- Easier doesn't mean better.
- Kiss his cheek.



<https://haelgames.fanbox.cc>

